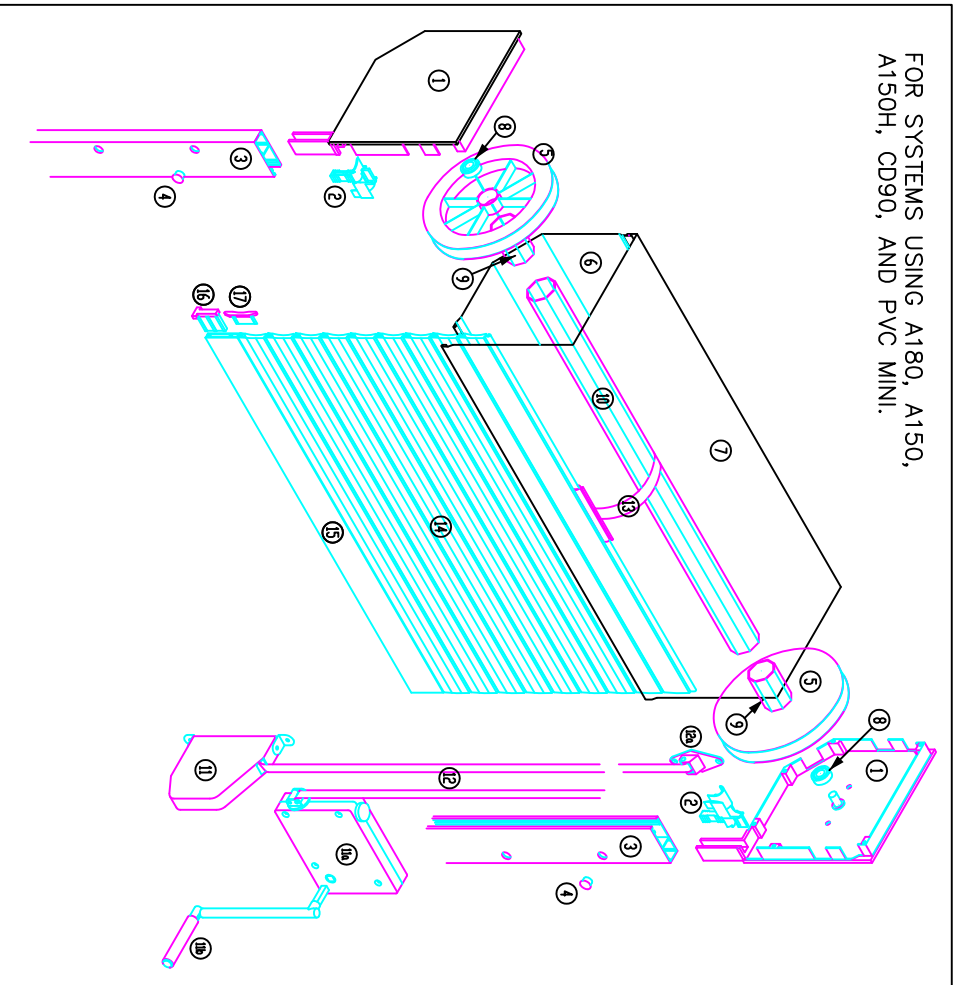


TAPE DRIVE OPERATED ROLLING SHUTTER-Mini System

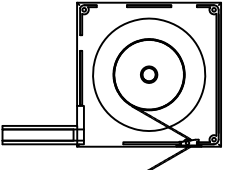
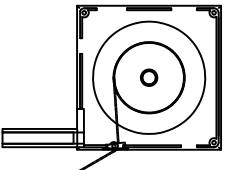
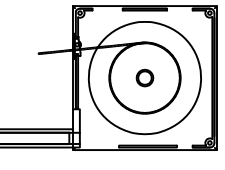
FOR SYSTEMS USING A180, A150, A150H, CD90, AND PVC MINI.




- ① Side/End Cap
- ②
- ③ Guide Rail
- ④ Plug Button
- ⑤ Pulley (Mini) PVC
- ⑥ Housing (Front/Bottom) 6'-12'
- ⑦ Housing (Top/Back) 6'-12'

- ⑧ Ball Bearing
- ⑨ Idler Insert (PVC) - Telescopic
- ⑩ 40/60 mm Axle (Galvanized/Aluminum)
- ⑪ Mini Recoil Box
- ⑪a Mini Tape Crank Box
- ⑪b Crank Handle
- ⑫ Tape

TAPE DRIVE ROLLING SHUTTER TAPE LOCATION OPTIONS.

 <p>TAPE ROLLER MOUNTED AT TOP REAR OF SHUTTER NORMALLY GOING THROUGH TO INTERIOR WALL</p>	 <p>TAPE ROLLER MOUNTED AT BOTTOM REAR OF SHUTTER NORMALLY GOING THROUGH TO INTERIOR WALL</p>
 <p>TAPE ROLLER MOUNTED AT BOTTOM OF SHUTTER NORMALLY MOUNTED ON THE EXTERIOR WALL</p>	

- ⑫a Tape Guide
- ⑬ Springlock Hanger
- ⑭ Aluminum/PVC Slat
- ⑮ Base Slat
- ⑯ Interior Nylon Stop
- ⑰ Side Lock



2044 W 163rd Street  
 Markham IL 60428  
 PH: 1866-783-2105  
 Fax: 773-783-2155